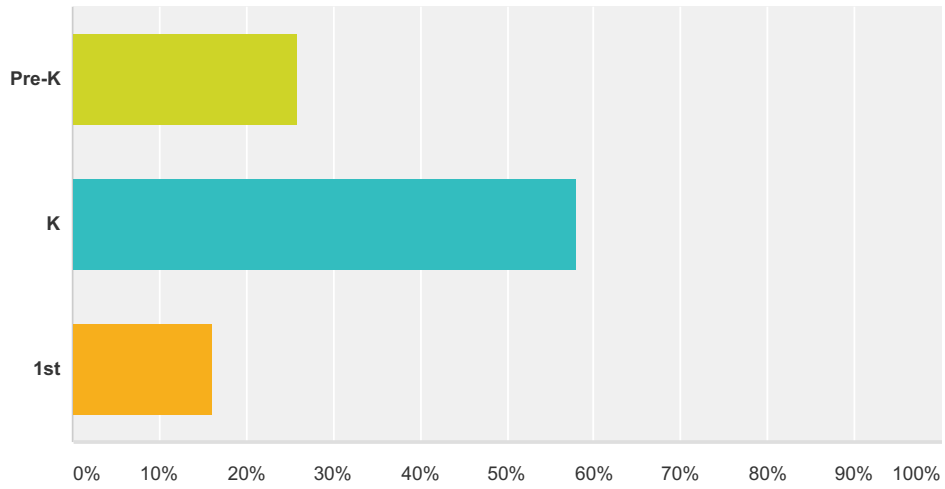


### Q1 What Grade is your child in?

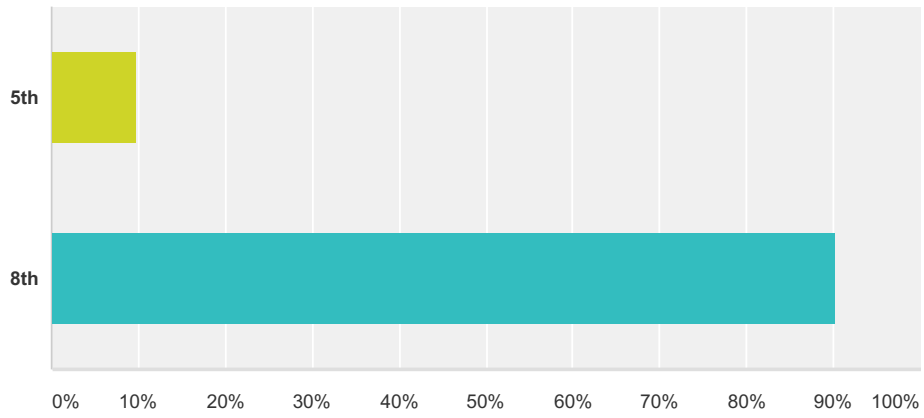
Answered: 81 Skipped: 0



| Answer Choices | Responses |
|----------------|-----------|
| Pre-K          | 25.93% 21 |
| K              | 58.02% 47 |
| 1st            | 16.05% 13 |
| <b>Total</b>   | <b>81</b> |

### Q2 To what grade would you like your child to reach at AIMS?

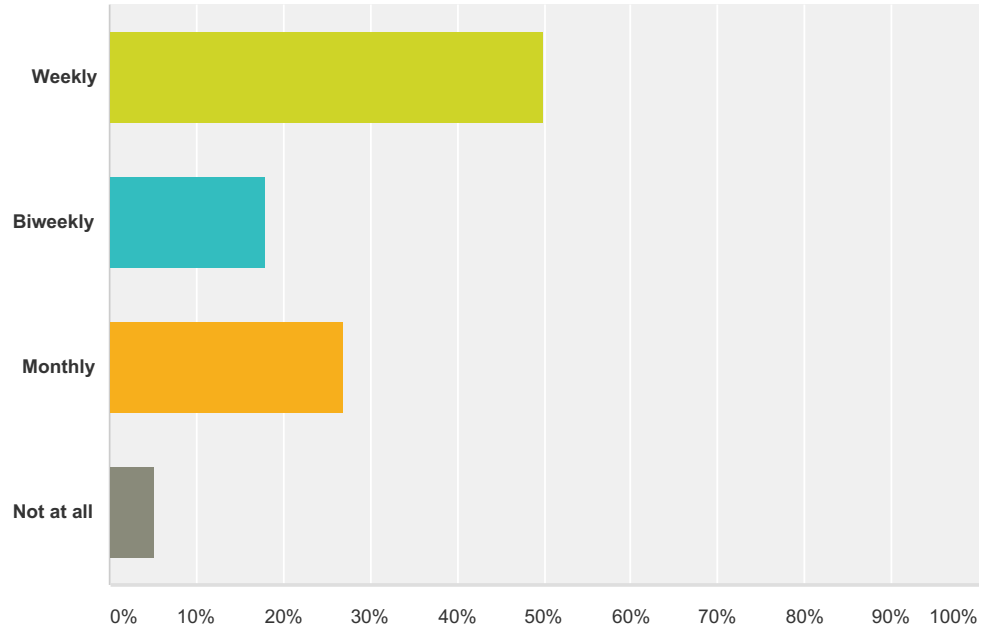
Answered: 81 Skipped: 0



| Answer Choices | Responses |
|----------------|-----------|
| 5th            | 9.88% 8   |
| 8th            | 90.12% 73 |
| <b>Total</b>   | <b>81</b> |

### Q3 How frequently would you prefer to receive email communication from AIMS PTO?

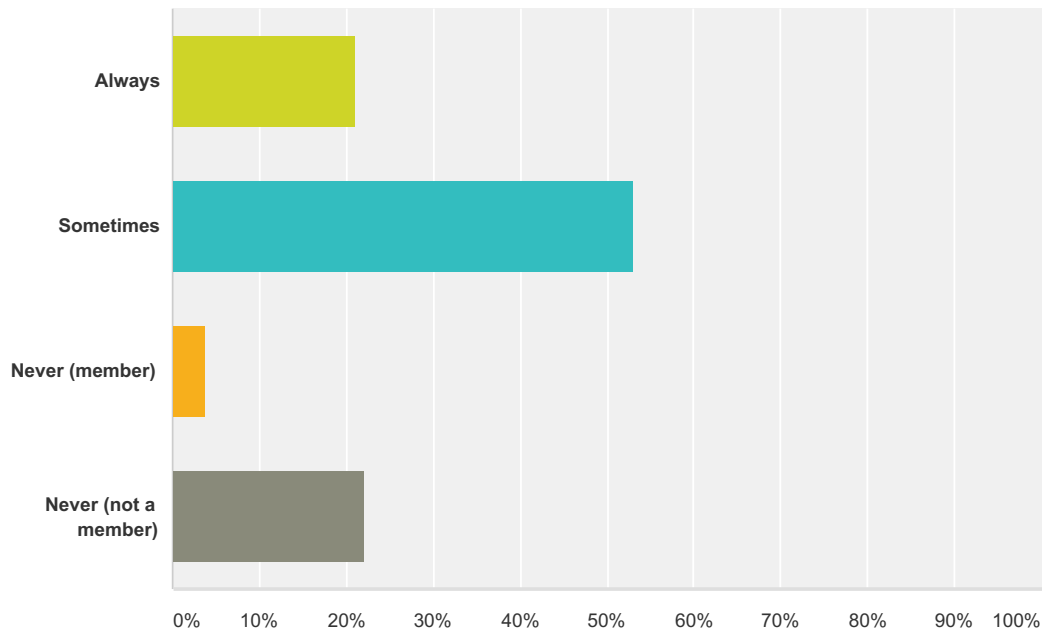
Answered: 78 Skipped: 3



| Answer Choices | Responses |
|----------------|-----------|
| Weekly         | 50.00% 39 |
| Biweekly       | 17.95% 14 |
| Monthly        | 26.92% 21 |
| Not at all     | 5.13% 4   |
| <b>Total</b>   | <b>78</b> |

### Q4 How frequently do you attend AIMS PTO meetings?

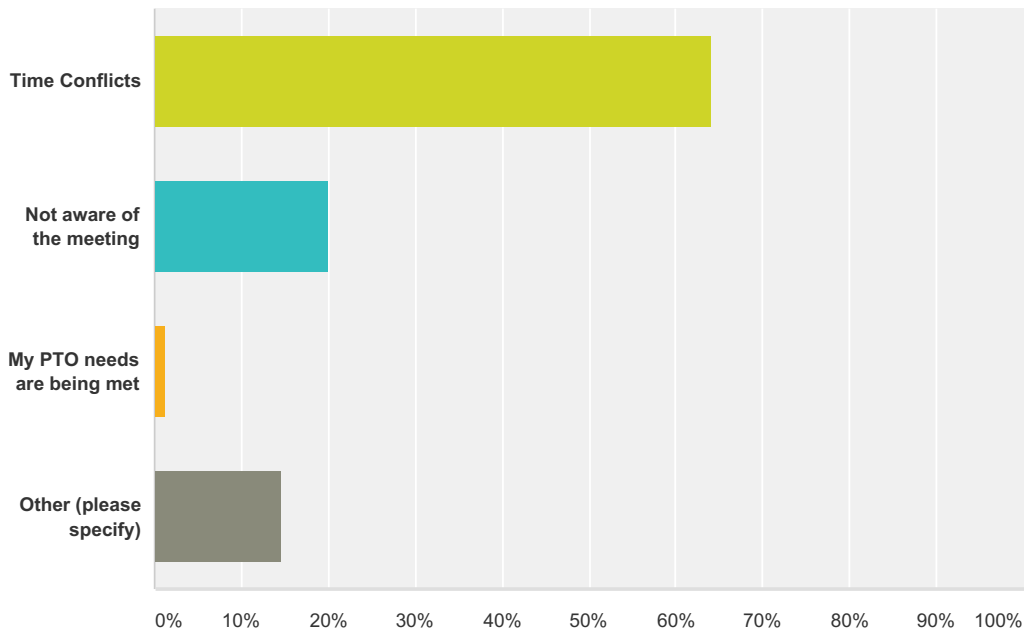
Answered: 81 Skipped: 0



| Answer Choices       | Responses |
|----------------------|-----------|
| Always               | 20.99% 17 |
| Sometimes            | 53.09% 43 |
| Never (member)       | 3.70% 3   |
| Never (not a member) | 22.22% 18 |
| <b>Total</b>         | <b>81</b> |

### Q5 If you answer “sometime” or “Never” above, is it because of:

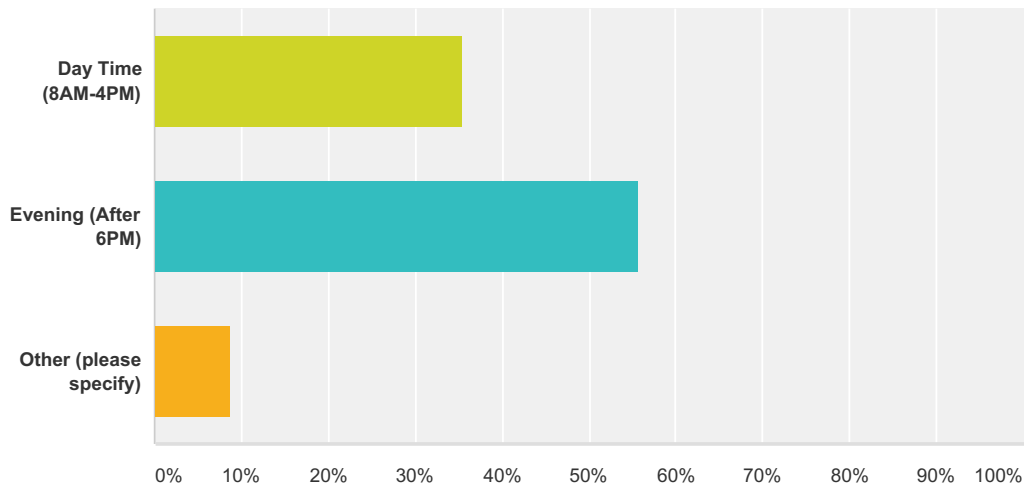
Answered: 75 Skipped: 6



| Answer Choices             | Responses |
|----------------------------|-----------|
| Time Conflicts             | 64.00% 48 |
| Not aware of the meeting   | 20.00% 15 |
| My PTO needs are being met | 1.33% 1   |
| Other (please specify)     | 14.67% 11 |
| <b>Total</b>               | <b>75</b> |

### Q6 What is the best time for you to attend a PTO meeting?

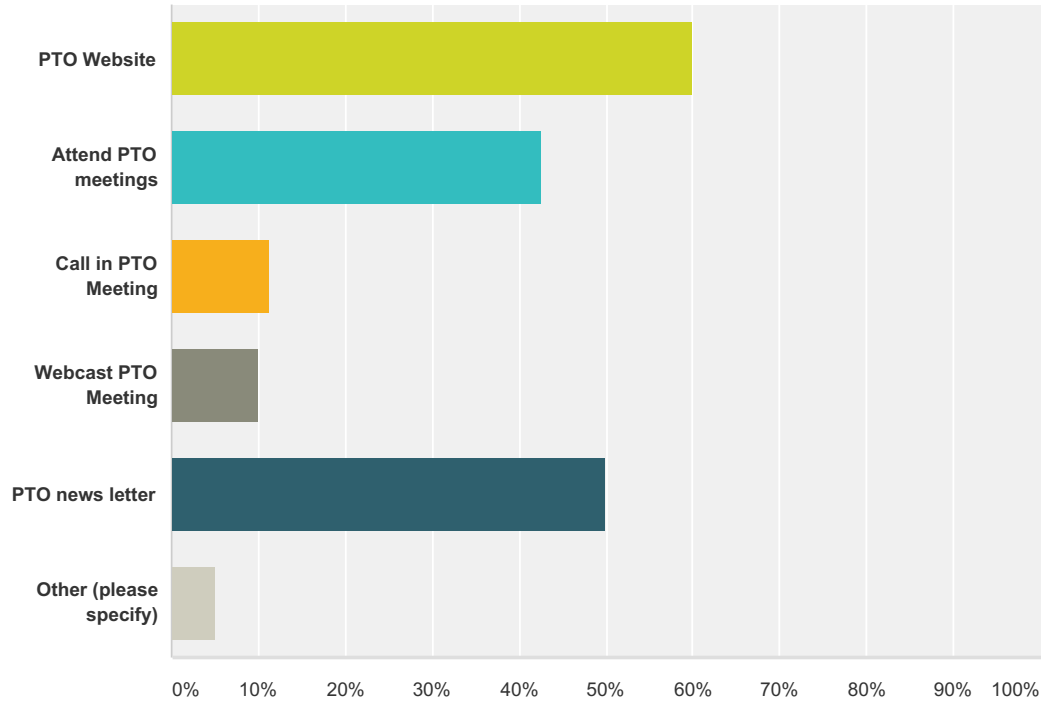
Answered: 79 Skipped: 2



| Answer Choices         | Responses |
|------------------------|-----------|
| Day Time (8AM-4PM)     | 35.44% 28 |
| Evening (After 6PM)    | 55.70% 44 |
| Other (please specify) | 8.86% 7   |
| <b>Total</b>           | <b>79</b> |

### Q7 What forms of communication and resources would you prefer for PTO meeting?

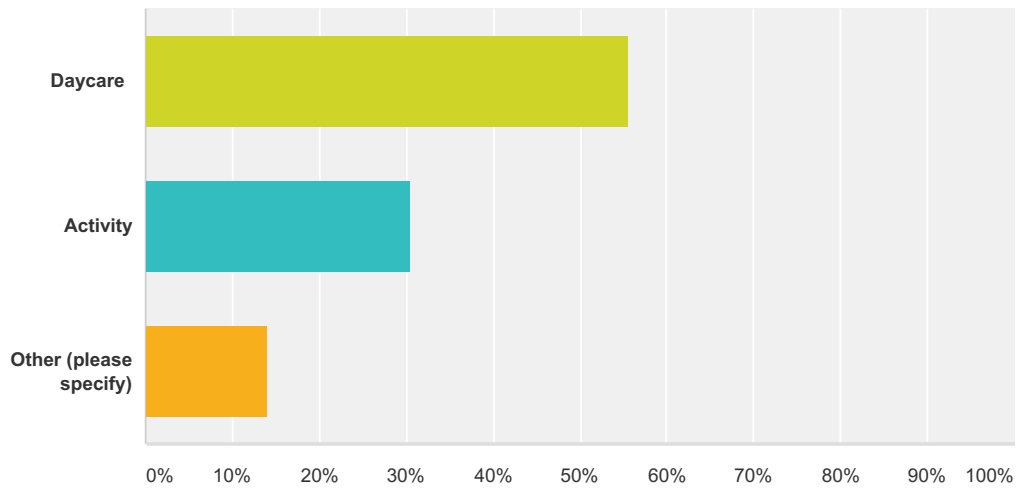
Answered: 80 Skipped: 1



| Answer Choices               | Responses | Count |
|------------------------------|-----------|-------|
| PTO Website                  | 60.00%    | 48    |
| Attend PTO meetings          | 42.50%    | 34    |
| Call in PTO Meeting          | 11.25%    | 9     |
| Webcast PTO Meeting          | 10.00%    | 8     |
| PTO news letter              | 50.00%    | 40    |
| Other (please specify)       | 5.00%     | 4     |
| <b>Total Respondents: 80</b> |           |       |

### Q8 What would encourage you to attend a PTO meeting?

Answered: 72 Skipped: 9

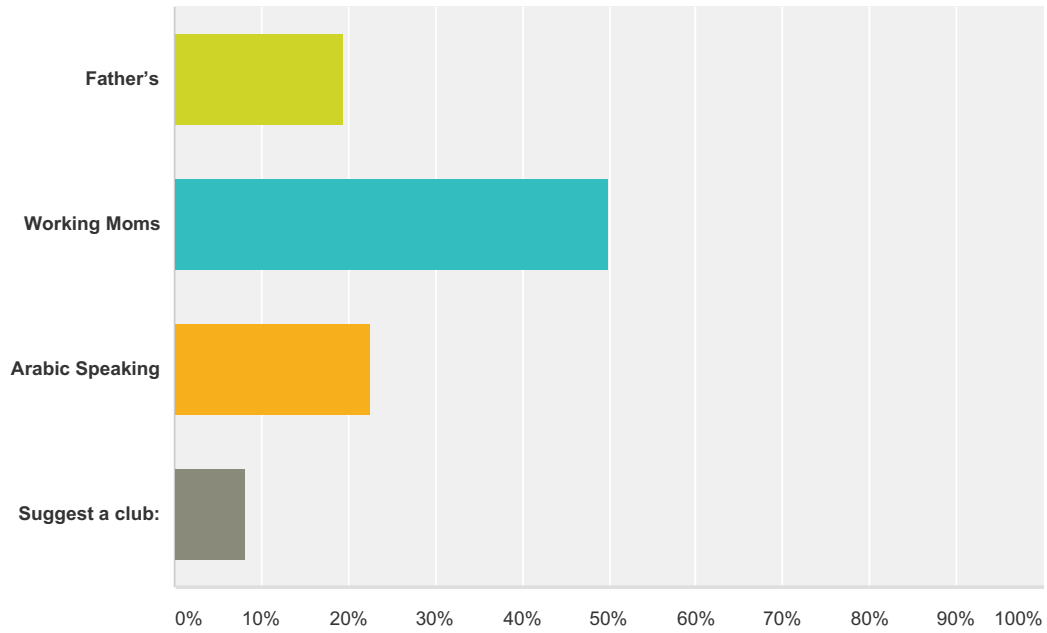


| Answer Choices         | Responses |
|------------------------|-----------|
| Daycare                | 55.56% 40 |
| Activity               | 30.56% 22 |
| Other (please specify) | 13.89% 10 |
| <b>Total</b>           | <b>72</b> |



### Q9 Join a club:

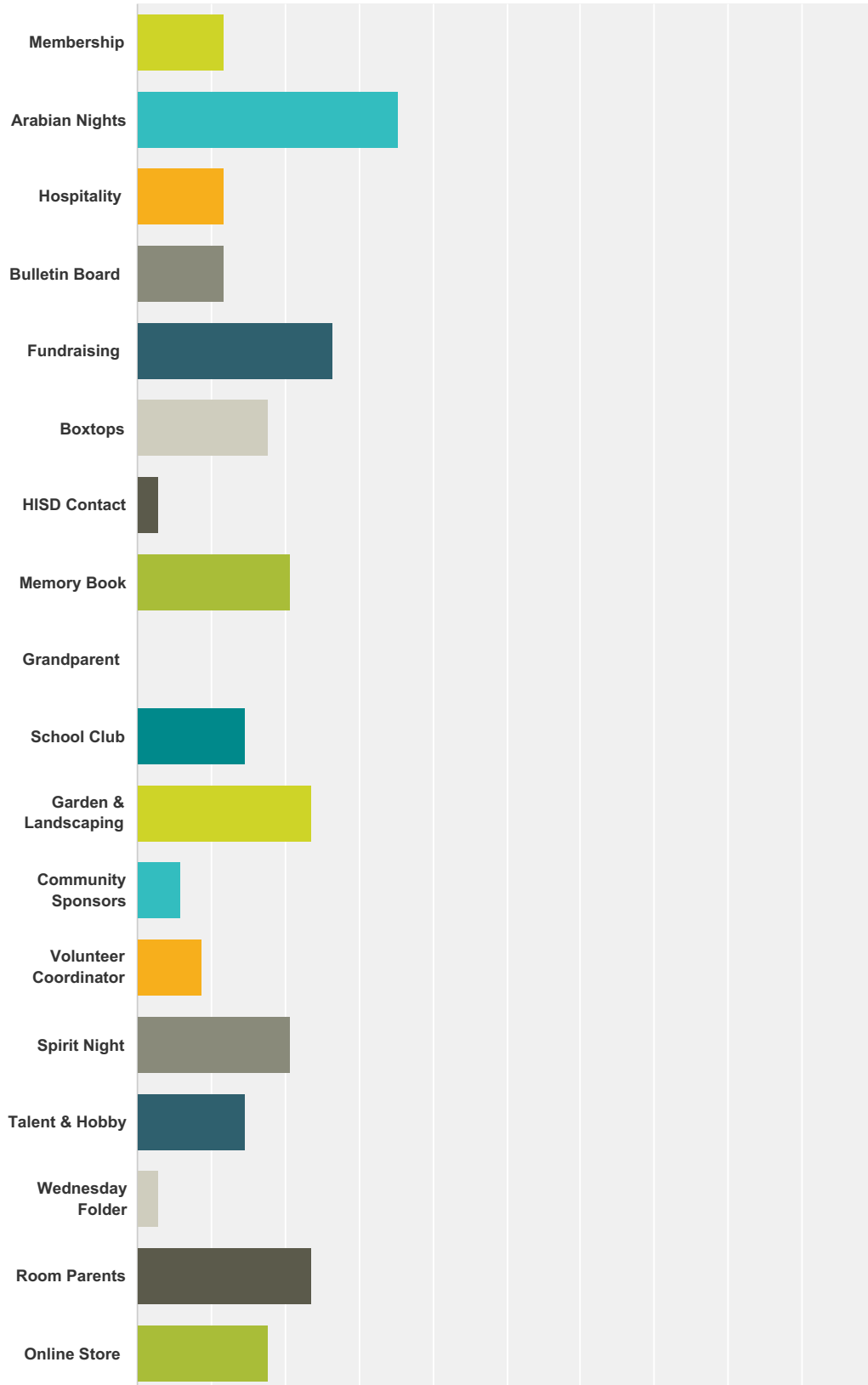
Answered: 62 Skipped: 19

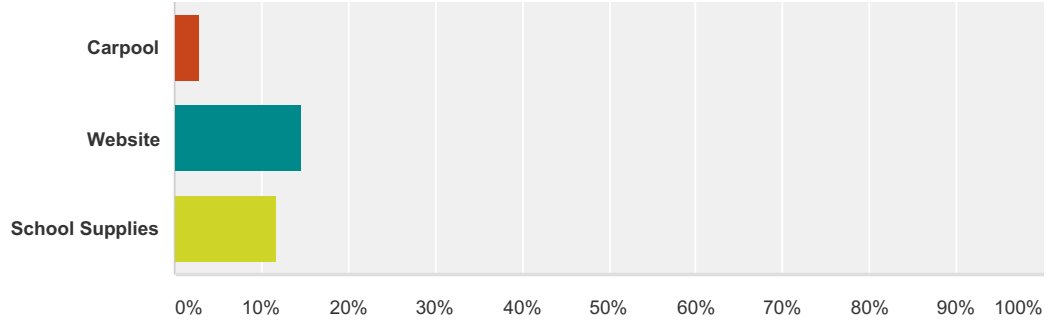


| Answer Choices  | Responses |
|-----------------|-----------|
| Father's        | 19.35% 12 |
| Working Moms    | 50.00% 31 |
| Arabic Speaking | 22.58% 14 |
| Suggest a club: | 8.06% 5   |
| <b>Total</b>    | <b>62</b> |

### Q10 Which of the following committees or activities would you like to volunteer? Standing Committees

Answered: 34 Skipped: 47

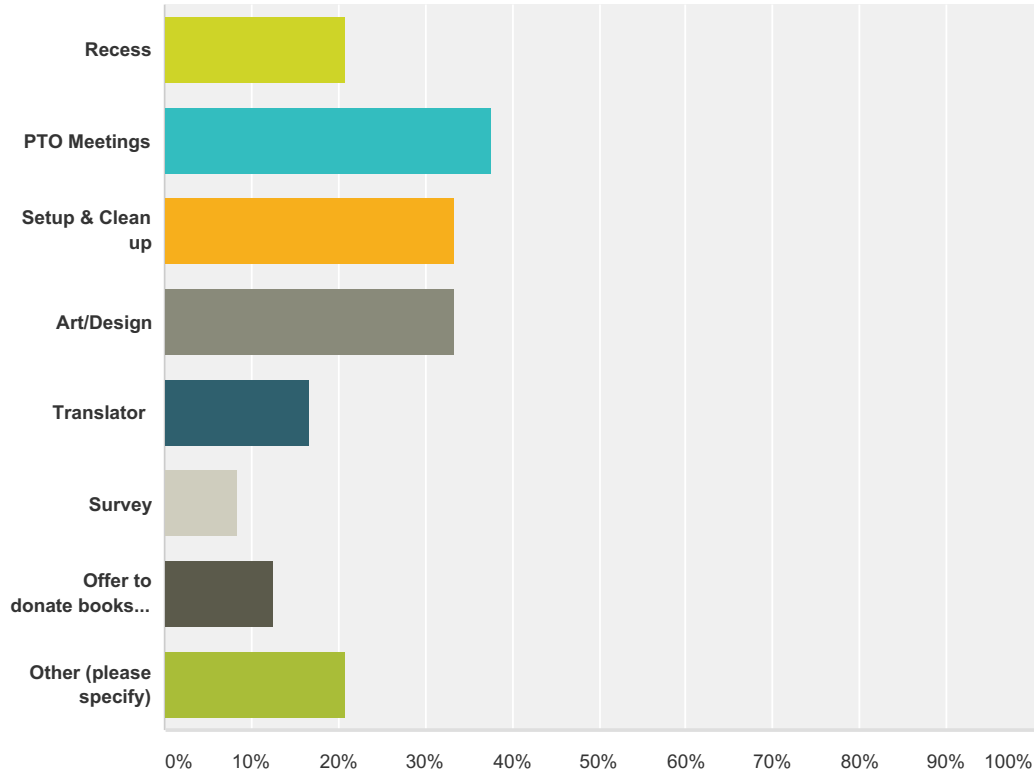




| Answer Choices               | Responses |
|------------------------------|-----------|
| Membership                   | 11.76% 4  |
| Arabian Nights               | 35.29% 12 |
| Hospitality                  | 11.76% 4  |
| Bulletin Board               | 11.76% 4  |
| Fundraising                  | 26.47% 9  |
| Boxtops                      | 17.65% 6  |
| HISD Contact                 | 2.94% 1   |
| Memory Book                  | 20.59% 7  |
| Grandparent                  | 0.00% 0   |
| School Club                  | 14.71% 5  |
| Garden & Landscaping         | 23.53% 8  |
| Community Sponsors           | 5.88% 2   |
| Volunteer Coordinator        | 8.82% 3   |
| Spirit Night                 | 20.59% 7  |
| Talent & Hobby               | 14.71% 5  |
| Wednesday Folder             | 2.94% 1   |
| Room Parents                 | 23.53% 8  |
| Online Store                 | 17.65% 6  |
| Carpool                      | 2.94% 1   |
| Website                      | 14.71% 5  |
| School Supplies              | 11.76% 4  |
| <b>Total Respondents: 34</b> |           |

### Q11 Which of the following committees or activities would you like to volunteer? Volunteer

Answered: 24 Skipped: 57



| Answer Choices  | Responses |
|---|-----------|
| Recess  | 20.83% 5  |
| PTO Meetings  | 37.50% 9  |
| Setup & Clean up  | 33.33% 8  |
| Art/Design  | 33.33% 8  |
| Translator  | 16.67% 4  |
| Survey  | 8.33% 2   |
| Offer to donate books, art materials, musical instruments, games.... The list is endless: | 12.50% 3  |
| Other (please specify)  | 20.83% 5  |
| <b>Total Respondents: 24</b>  |           |

**Q12 Comments and/or suggestions for additional ways the PTO can enhance the experience of our students, families, and teachers:**

Answered: 9 Skipped: 72

## Q13 Your Contact Information:

Answered: 79 Skipped: 2

| Answer Choices   | Responses |    |
|------------------|-----------|----|
| Name*            | 86.08%    | 68 |
| Student Name     | 84.81%    | 67 |
| Room             | 67.09%    | 53 |
| Address 2        | 0.00%     | 0  |
| City/Town        | 0.00%     | 0  |
| State/Province   | 0.00%     | 0  |
| ZIP/Postal Code* | 39.24%    | 31 |
| Country          | 0.00%     | 0  |
| Email Address*   | 100.00%   | 79 |
| Phone Number     | 82.28%    | 65 |